

# Beam

快速入门指南

## 1 获取 Sonos app

您将用它来设置和控制 Beam。



### 已经拥有 Sonos 设备?

打开 Sonos App 并选择更多 > 设置 > 添加播放器或 SUB。

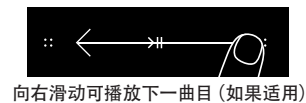
## 2 使用 Sonos App 设置 Beam

我们将指导您一步步完成设置。



## 3 让您的家中充满音乐

使用 Sonos App、语音或 Beam 上的触控键来播放和控制电视或任何其他流媒体服务的音频。




## 希望了解更多

网址  
[sonos.com/support](https://sonos.com/support)

邮件  
[support@sonos.com](mailto:support@sonos.com)

用户手册及常见问题解答  
[sonos.com/guides](https://sonos.com/guides)

技术支持热线  
中文: +400 664 9889  
英文: +49(0)1803447000



# Beam

## Quickstart Guide

### 1 Download the Sonos app

You'll use it to set up and control your Beam.

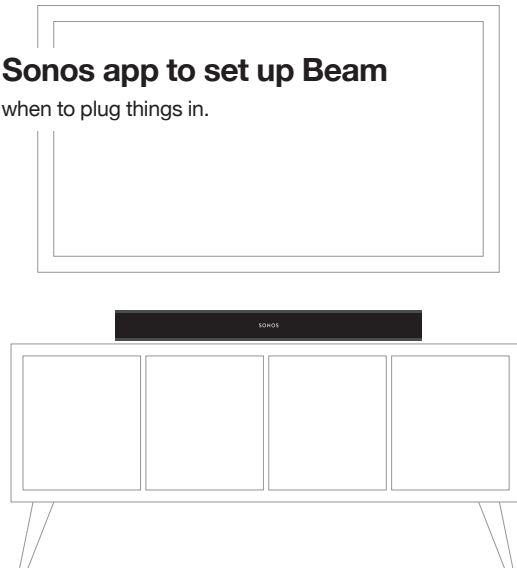


#### Already have Sonos?

Open the Sonos app and choose  
**More > Settings > Add a Player or SUB**

### 2 Use the Sonos app to set up Beam

We'll tell you when to plug things in.



### 3 Fill your home with sound

Play and control the audio from your TV or any of your music services using the Sonos app, your voice, or the touch controls on your Beam.



Volume Down    Play/Pause    Volume Up



Swipe left for previous track  
(when applicable)



Swipe right for next track  
(when applicable)

Voice control is not supported in every country yet—this feature will be available as soon as Sonos and a voice service launch together in your region.

## Ask us

#### Website

[sonos.com/support](https://sonos.com/support)

#### Email

[support@sonos.com](mailto:support@sonos.com)

#### Product User Guides

[sonos.com/guides](https://sonos.com/guides)

#### Telephone

**China (Mandarin):**

+400 664 9889

**China (English):**

+49(0)1803447000

**SONOS®**

© 2018 Sonos Inc. All rights reserved.  
Sonos, Beam and all other Sonos product names and slogans are trademarks or registered trademarks of Sonos, Inc. Sonos Reg. U.S. Pat & TM Off.