

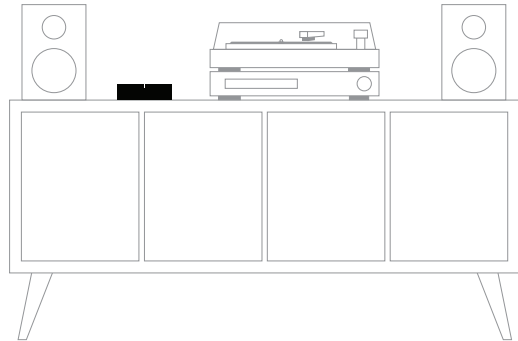
# Port

## Quickstart Guide

1

### Connect the audio cable

Connect the **digital audio out** to the **audio in** on your receiver or amplifier. During setup, we'll tell you when to plug Port into a power outlet.



For more information, go to the Sonos User Guide:  
[sonos.com/guides/port](https://sonos.com/guides/port)

2

### Download the Sonos app

Open the app when you're ready to get started. You'll use it to set up and control your Sonos Port.



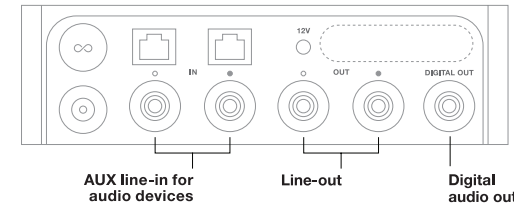
### Already have Sonos?

Open the Sonos app and choose  
**More > Settings > Add a Speaker or Sub** to add Port to your Sonos system.

3

### Fill your home with sound

Plug in an audio device (like a turntable, CD player, or computer). Control the audio using the Sonos app.



## Need help?

**Sonos App:** Help & Tips

**Website:** [sonos.com/support](https://sonos.com/support)

**Twitter:** @SonosSupport

**Email:** [support@sonos.com](mailto:support@sonos.com)

**Product User Guides:**  
[sonos.com/guides](https://sonos.com/guides)

## SONOS®

© 2019 Sonos Inc. All rights reserved.  
Sonos, Port, and all other Sonos product names and slogans are trademarks or registered trademarks of Sonos, Inc. Sonos Reg. U.S. Pat & TM Off.

Use of the Works with Apple badge means that an accessory has been designed to work specifically with the technology identified in the badge and has been certified by the developer to meet Apple performance standards.

Apple is a trademark of Apple Inc., registered in the U.S. and other countries.

640-00570 Rev A



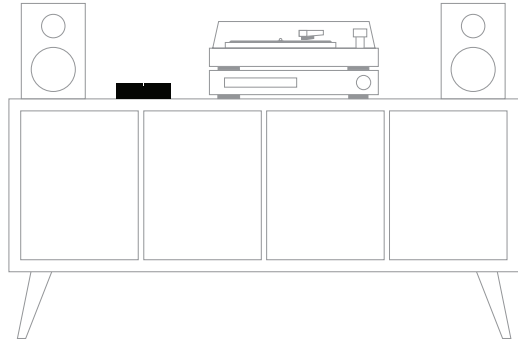
# Port

## Quickstart Guide

# 1

### Connect the audio cable

Connect the **digital audio out** to the **audio in** on your receiver or amplifier. During setup, we'll tell you when to plug Port into a power outlet.



For more information, go to the Sonos User Guide:  
[sonos.com/guides/port](https://sonos.com/guides/port)

# 2

### Download the Sonos app

Open the app when you're ready to get started. You'll use it to set up and control your Sonos Port.



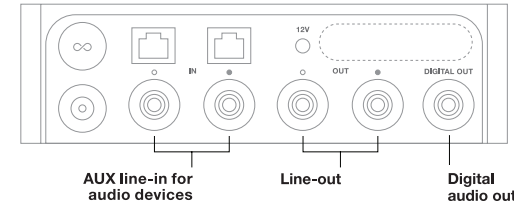
### Already have Sonos?

Open the Sonos app and choose **More > Settings > Add a Speaker or Sub** to add Port to your Sonos system.

# 3

### Fill your home with sound

Plug in an audio device (like a turntable, CD player, or computer). Control the audio using the Sonos app.



## Need help?

**Sonos App:** Help & Tips

**Website:** [sonos.com/support](https://sonos.com/support)

**Twitter:** @SonosSupport

**Email:** [support@sonos.com](mailto:support@sonos.com)

**Product User Guides:**  
[sonos.com/guides](https://sonos.com/guides)

**SONOS®**

© 2019 Sonos Inc. All rights reserved.  
Sonos, Beam and all other Sonos product names and slogans are trademarks or registered trademarks of Sonos, Inc. Sonos Reg. U.S. Pat & TM Off.